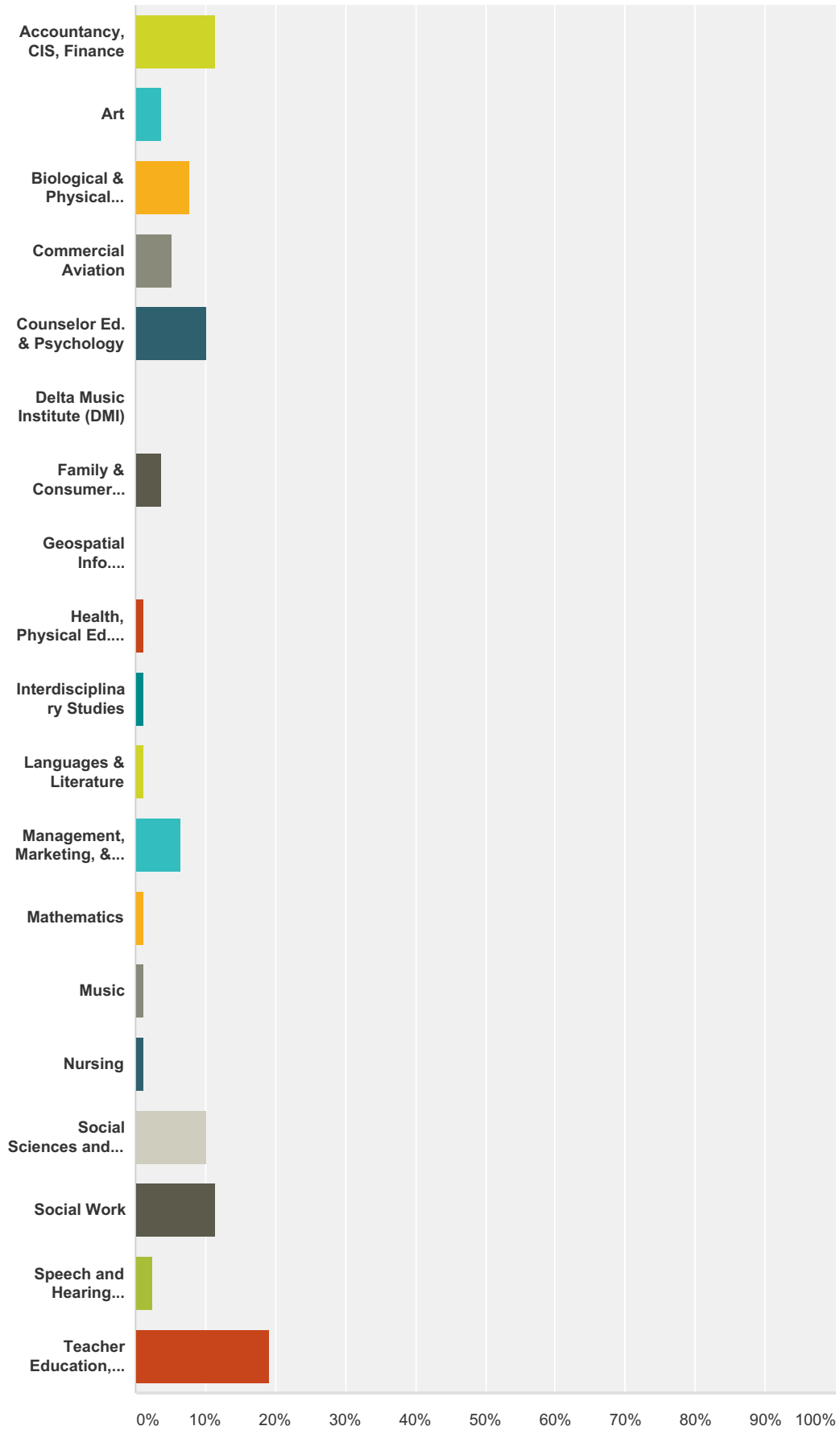


**Q1 Please indicate your department,  
division, or program affiliation.**

Answered: 78 Skipped: 0

# Graduation Survey & Advisement/Major Survey Spring 2013

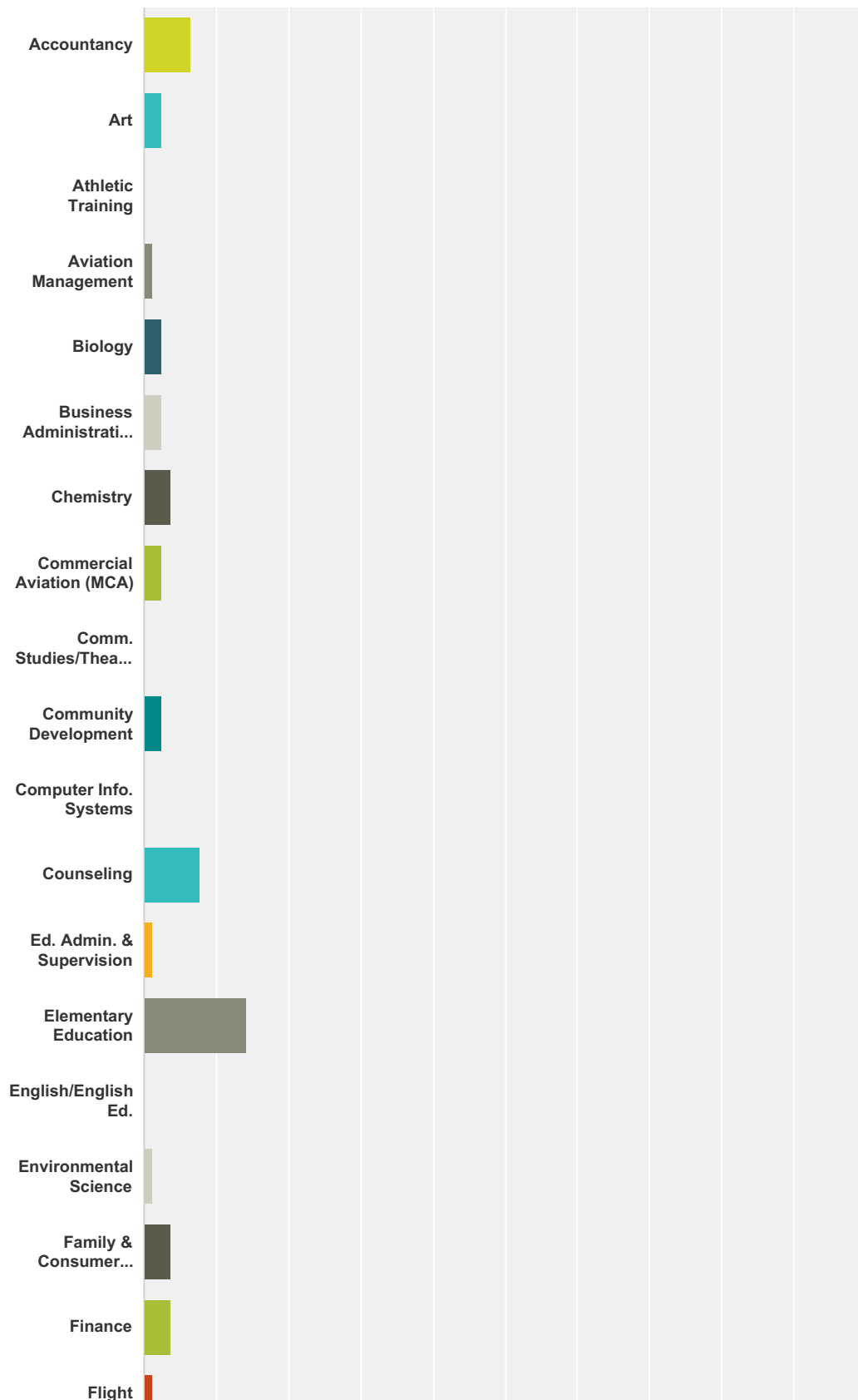


## Graduation Survey & Advisement/Major Survey Spring 2013

Answer Choices	Responses	
Accountancy, CIS, Finance	11.54%	9
Art	3.85%	3
Biological & Physical Sciences	7.69%	6
Commercial Aviation	5.13%	4
Counselor Ed. & Psychology	10.26%	8
Delta Music Institute (DMI)	0.00%	0
Family & Consumer Sciences	3.85%	3
Geospatial Info. Technology	0.00%	0
Health, Physical Ed. & Recreation	1.28%	1
Interdisciplinary Studies	1.28%	1
Languages & Literature	1.28%	1
Management, Marketing, & Business Administration	6.41%	5
Mathematics	1.28%	1
Music	1.28%	1
Nursing	1.28%	1
Social Sciences and History	10.26%	8
Social Work	11.54%	9
Speech and Hearing Sciences	2.56%	2
Teacher Education, Leadership & Research	19.23%	15
<b>Total</b>		<b>78</b>

**Q2 The statements below list the majors that DSU offers. Please find your major.**

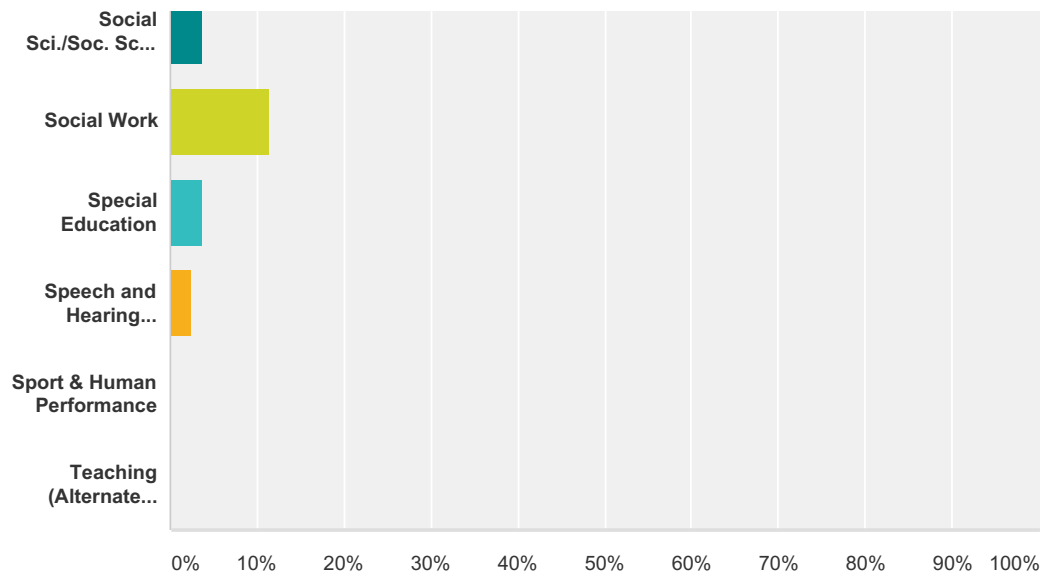
Answered: 78 Skipped: 0



# Graduation Survey & Advisement/Major Survey Spring 2013



## Graduation Survey & Advisement/Major Survey Spring 2013



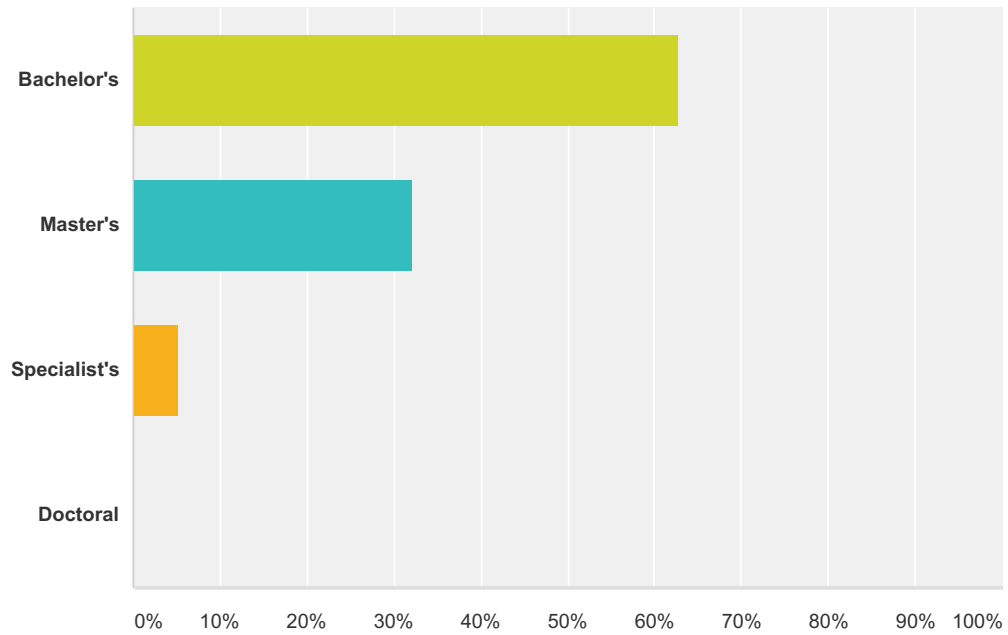
Answer Choices	Responses	
Accountancy	6.41%	5
Art	2.56%	2
Athletic Training	0.00%	0
Aviation Management	1.28%	1
Biology	2.56%	2
Business Administration (MBA)	2.56%	2
Chemistry	3.85%	3
Commercial Aviation (MCA)	2.56%	2
Comm. Studies/Theatre Arts	0.00%	0
Community Development	2.56%	2
Computer Info. Systems	0.00%	0
Counseling	7.69%	6
Ed. Admin. & Supervision	1.28%	1
Elementary Education	14.10%	11
English/English Ed.	0.00%	0
Environmental Science	1.28%	1
Family & Consumer Science	3.85%	3
Finance	3.85%	3
Flight Operations	1.28%	1
General Business	1.28%	1

## Graduation Survey & Advisement/Major Survey Spring 2013

Health, PE, & Rec.	1.28%	1
History	1.28%	1
Hospitality Serv. Mgt.	0.00%	0
Insurance & Real Estate	0.00%	0
Interdisciplinary Studies	0.00%	0
Journalism	1.28%	1
Liberal Studies	0.00%	0
Management	2.56%	2
Marketing	1.28%	1
Math/Math Ed.	1.28%	1
Modern Foreign Languages	0.00%	0
Music/Music Ed.	1.28%	1
Natural Sciences	0.00%	0
Nursing	1.28%	1
Political Science	0.00%	0
Professional Studies	0.00%	0
Psychology	2.56%	2
Secondary Ed.	2.56%	2
Social Justice/Criminology	2.56%	2
Social Sci./Soc. Sci. Ed.	3.85%	3
Social Work	11.54%	9
Special Education	3.85%	3
Speech and Hearing Sciences	2.56%	2
Sport & Human Performance	0.00%	0
Teaching (Alternate Route)	0.00%	0
<b>Total</b>		<b>78</b>

### Q3 Degree receiving:

Answered: 78 Skipped: 0

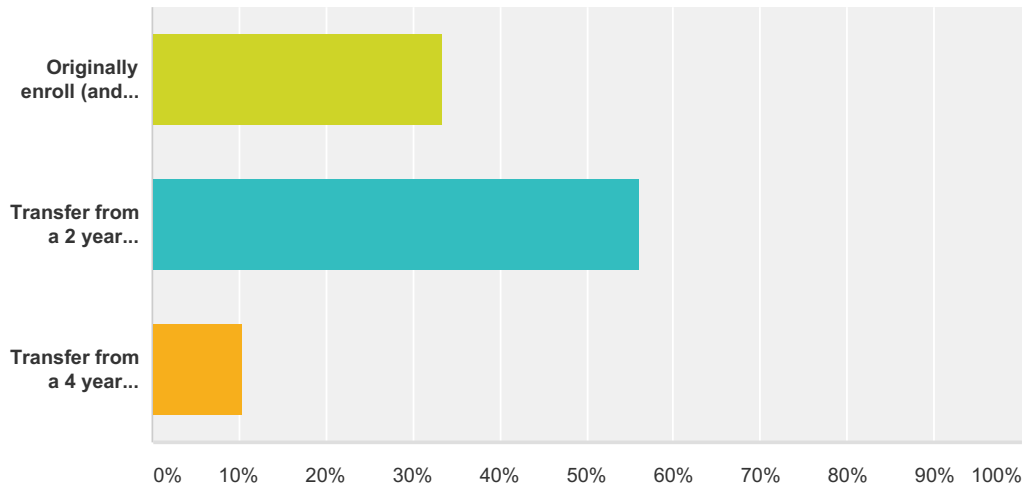


Answer Choices	Responses	
Bachelor's	62.82%	49
Master's	32.05%	25
Specialist's	5.13%	4
Doctoral	0.00%	0
<b>Total</b>		<b>78</b>



### Q4 Undergraduate Students Only: While pursuing this degree, did you:

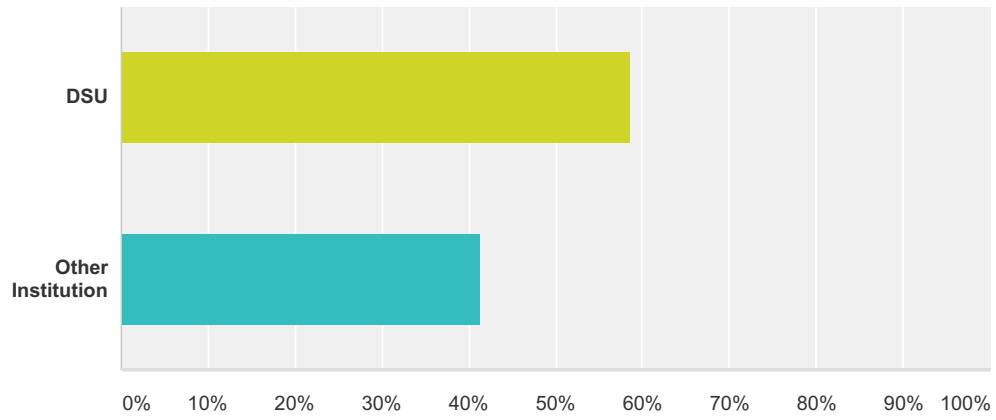
Answered: 48 Skipped: 30



Answer Choices	Responses
Originally enroll (and remain) at DSU	33.33% 16
Transfer from a 2 year institution	56.25% 27
Transfer from a 4 year institution	10.42% 5
<b>Total</b>	<b>48</b>

**Q5 Graduate Students Only: Undergraduate degree received from:**

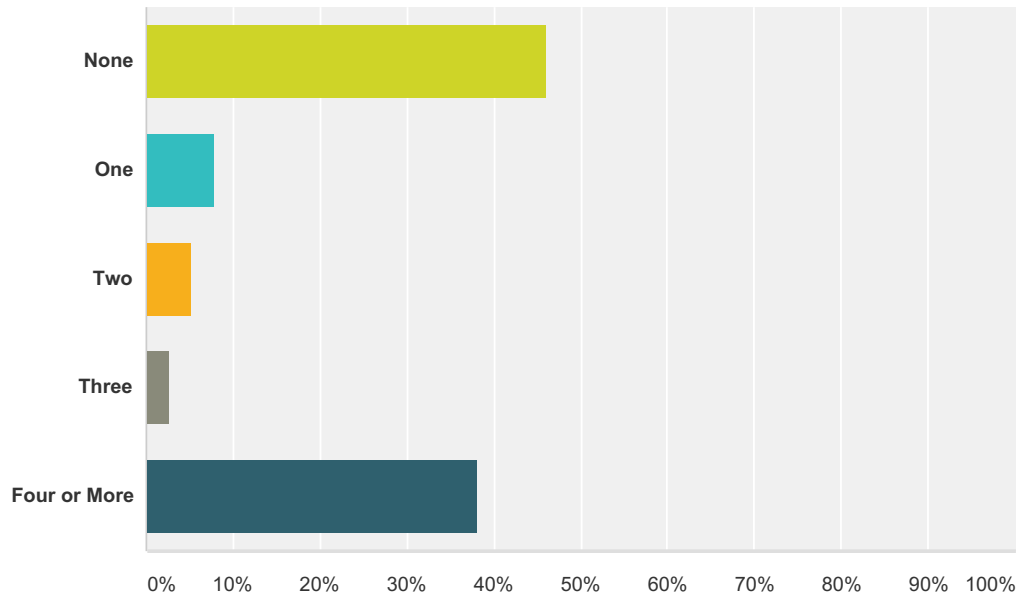
Answered: 29 Skipped: 49



Answer Choices	Responses
DSU	58.62% 17
Other Institution	41.38% 12
<b>Total</b>	<b>29</b>

**Q6 Number of semesters you have lived in a DSU dormitory.**

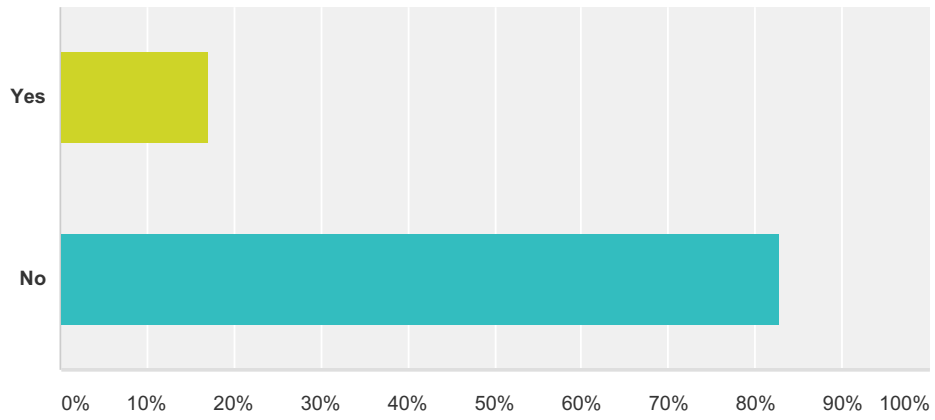
Answered: 76 Skipped: 2



Answer Choices	Responses	
None	46.05%	35
One	7.89%	6
Two	5.26%	4
Three	2.63%	2
Four or More	38.16%	29
<b>Total</b>		<b>76</b>

**Q7 Are you an active member of a DSU social fraternity or sorority?**

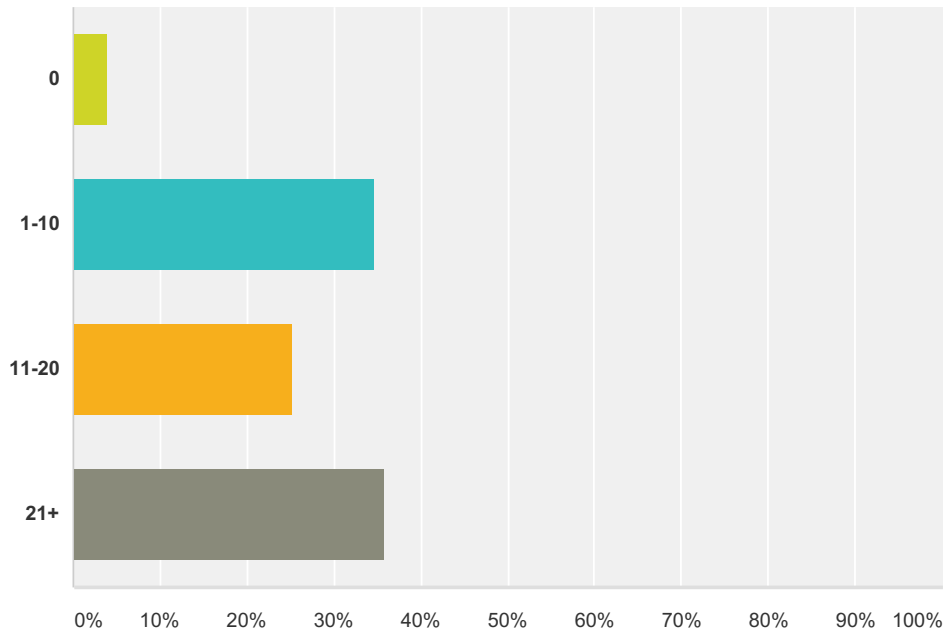
Answered: 76 Skipped: 2



Answer Choices	Responses	
Yes	17.11%	13
No	82.89%	63
<b>Total</b>		<b>76</b>

**Q8 How many other students in your major area do you know on a first name basis?**

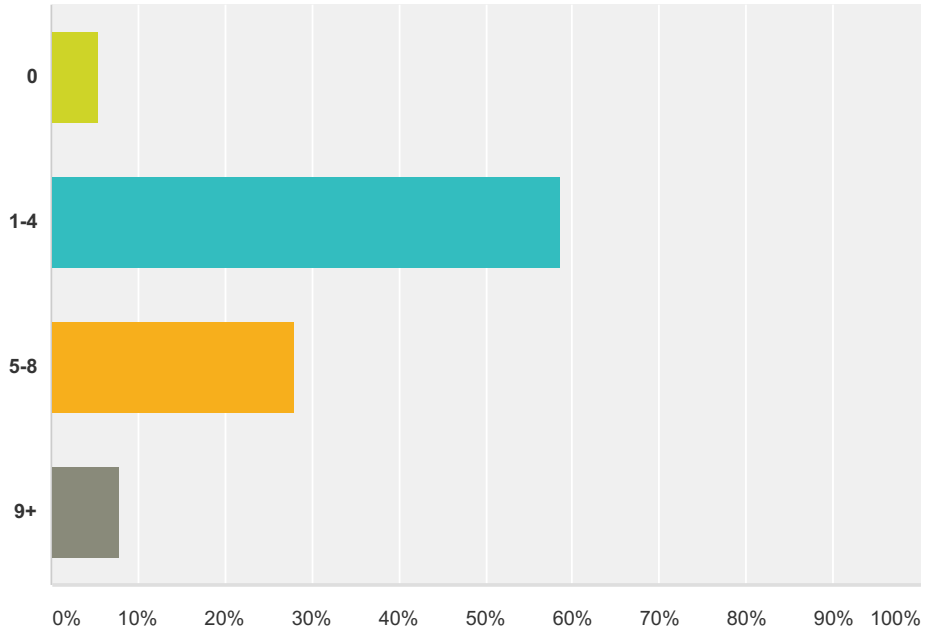
Answered: 75 Skipped: 3



Answer Choices	Responses	
0	4.00%	3
1-10	34.67%	26
11-20	25.33%	19
21+	36.00%	27
<b>Total</b>		<b>75</b>

**Q9 How many teachers in your major area do you know well enough to ask for a letter of recommendation?**

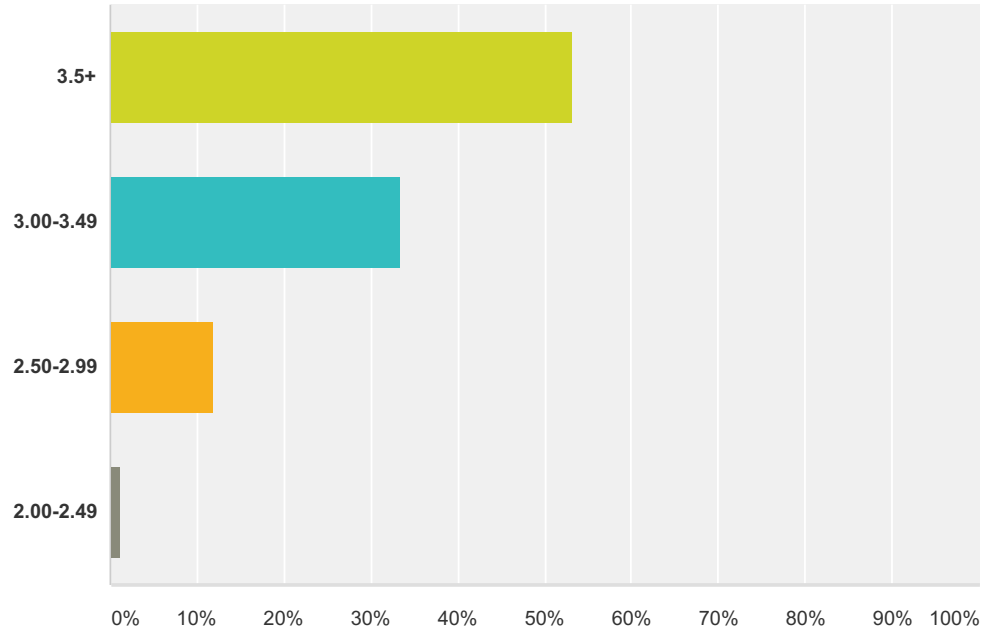
Answered: 75 Skipped: 3



Answer Choices	Responses	
0	5.33%	4
1-4	58.67%	44
5-8	28.00%	21
9+	8.00%	6
<b>Total</b>		<b>75</b>

**Q10 Please estimate your cumulative GPA (including only DSU courses) at the time you completed this degree.**

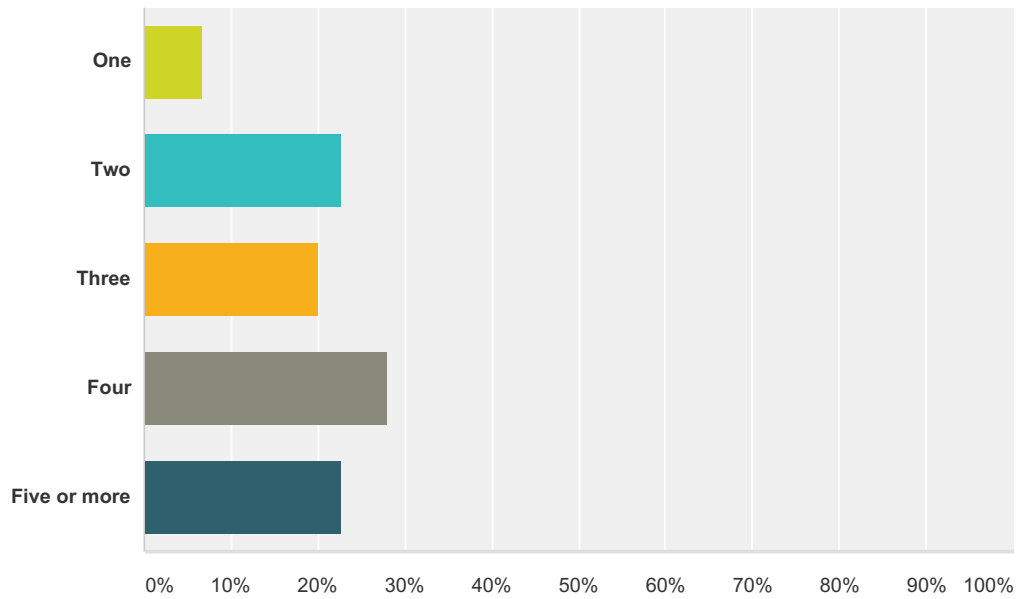
Answered: 75 Skipped: 3



Answer Choices	Responses	
3.5+	53.33%	40
3.00-3.49	33.33%	25
2.50-2.99	12.00%	9
2.00-2.49	1.33%	1
<b>Total</b>		<b>75</b>

### Q11 Number of years in attendance at DSU:

Answered: 75 Skipped: 3

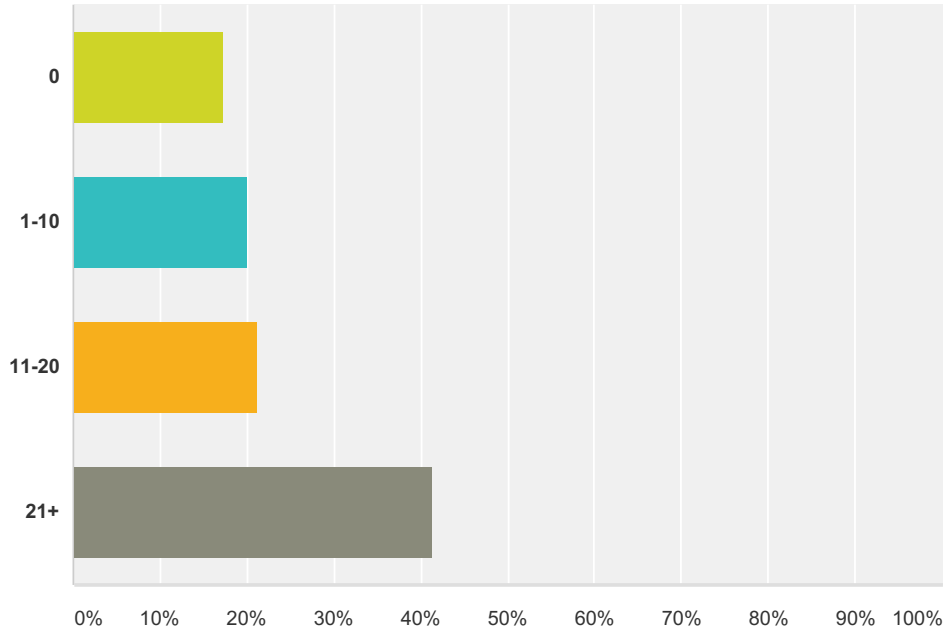


Answer Choices	Responses
One	6.67% 5
Two	22.67% 17
Three	20.00% 15
Four	28.00% 21
Five or more	22.67% 17
<b>Total</b>	<b>75</b>



**Q12 Average number of hours per week you were employed (on or off campus) during the past year:**

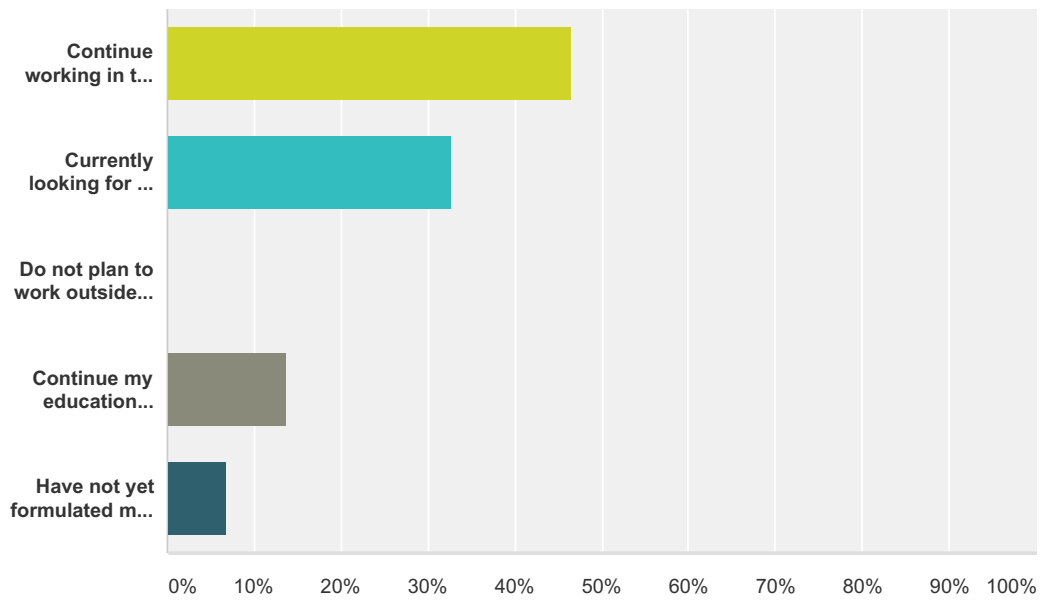
Answered: 75 Skipped: 3



Answer Choices	Responses	
0	17.33%	13
1-10	20.00%	15
11-20	21.33%	16
21+	41.33%	31
<b>Total</b>		<b>75</b>

### Q13 What are your immediate employment plans?

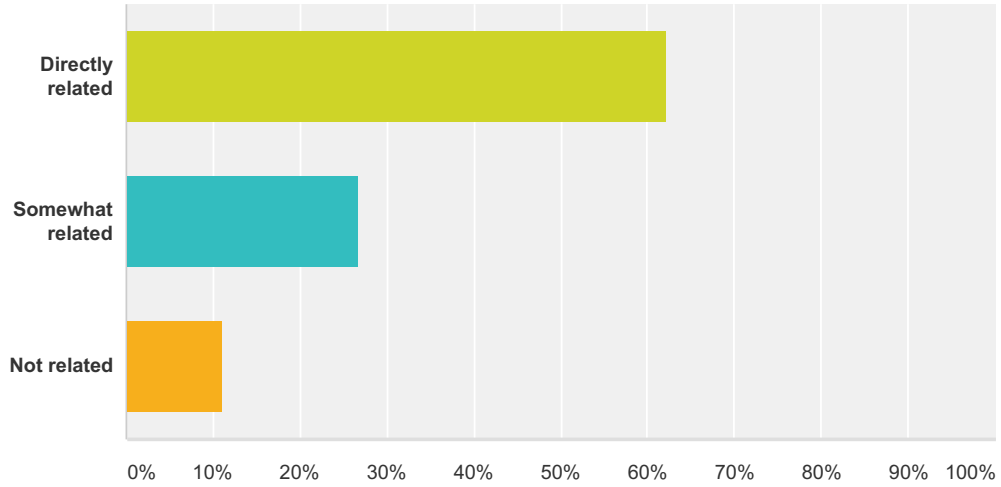
Answered: 73 Skipped: 5



Answer Choices	Responses
Continue working in the same job or job recently obtained.	46.58% 34
Currently looking for a job.	32.88% 24
Do not plan to work outside the home.	0.00% 0
Continue my education before working.	13.70% 10
Have not yet formulated my employment plans.	6.85% 5
<b>Total</b>	<b>73</b>

**Q14 If you indicated in the previous question that you currently have or will be starting a new job, to what extent is it related to your major?**

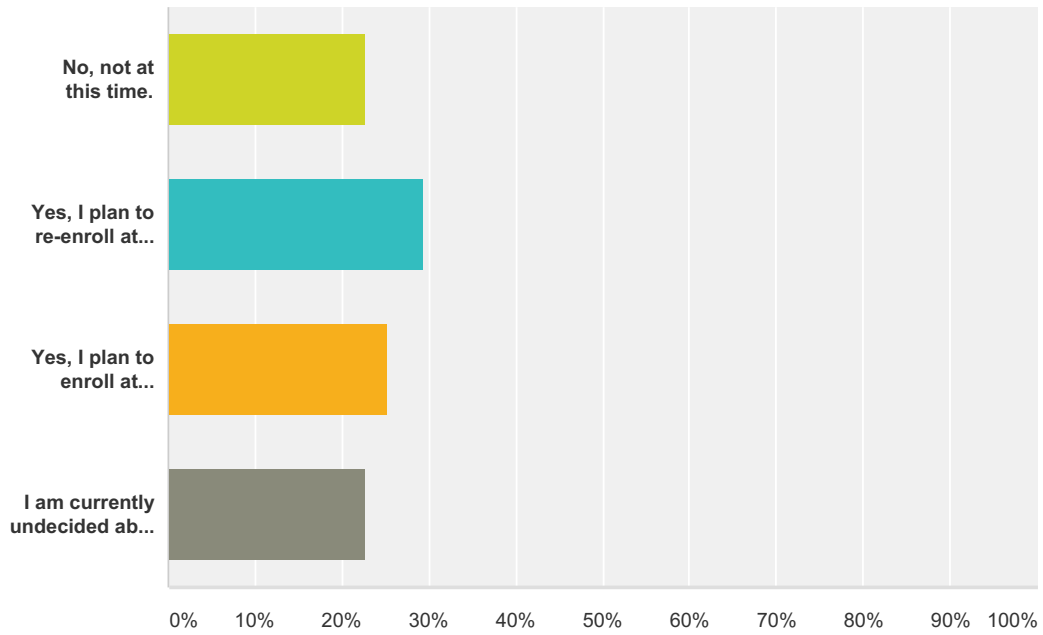
Answered: 45 Skipped: 33



Answer Choices	Responses	
Directly related	62.22%	28
Somewhat related	26.67%	12
Not related	11.11%	5
<b>Total</b>		<b>45</b>

### Q15 Do you currently have plans to continue your education?

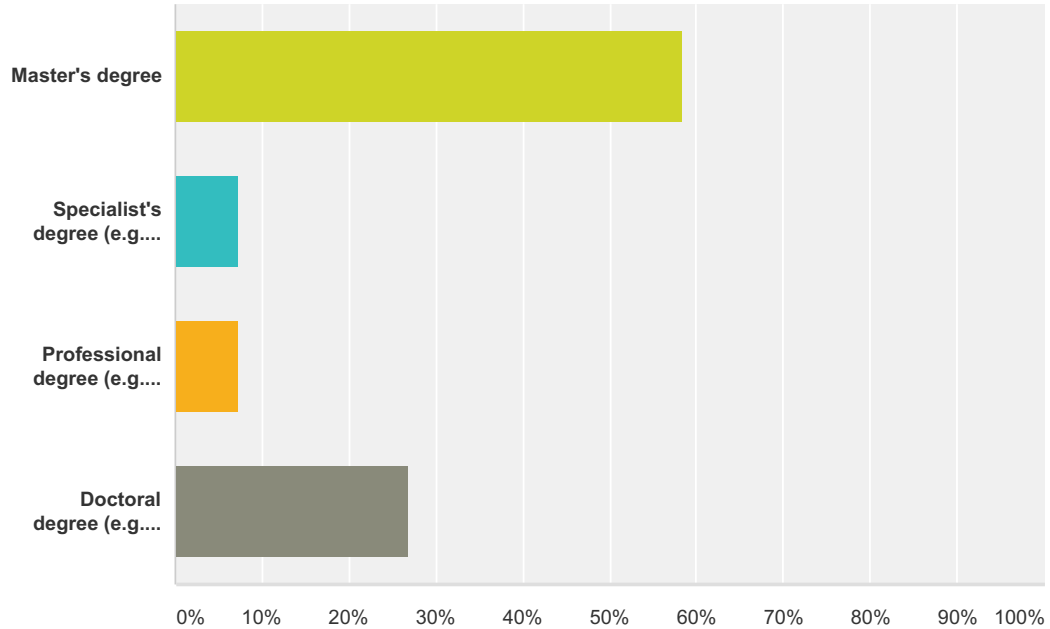
Answered: 75 Skipped: 3



Answer Choices	Responses
No, not at this time.	22.67% 17
Yes, I plan to re-enroll at Delta State.	29.33% 22
Yes, I plan to enroll at another institution.	25.33% 19
I am currently undecided about additional education.	22.67% 17
<b>Total</b>	<b>75</b>

**Q16 If you indicated in the previous question that you plan to continue your education, what is the highest degree you plan to earn?**

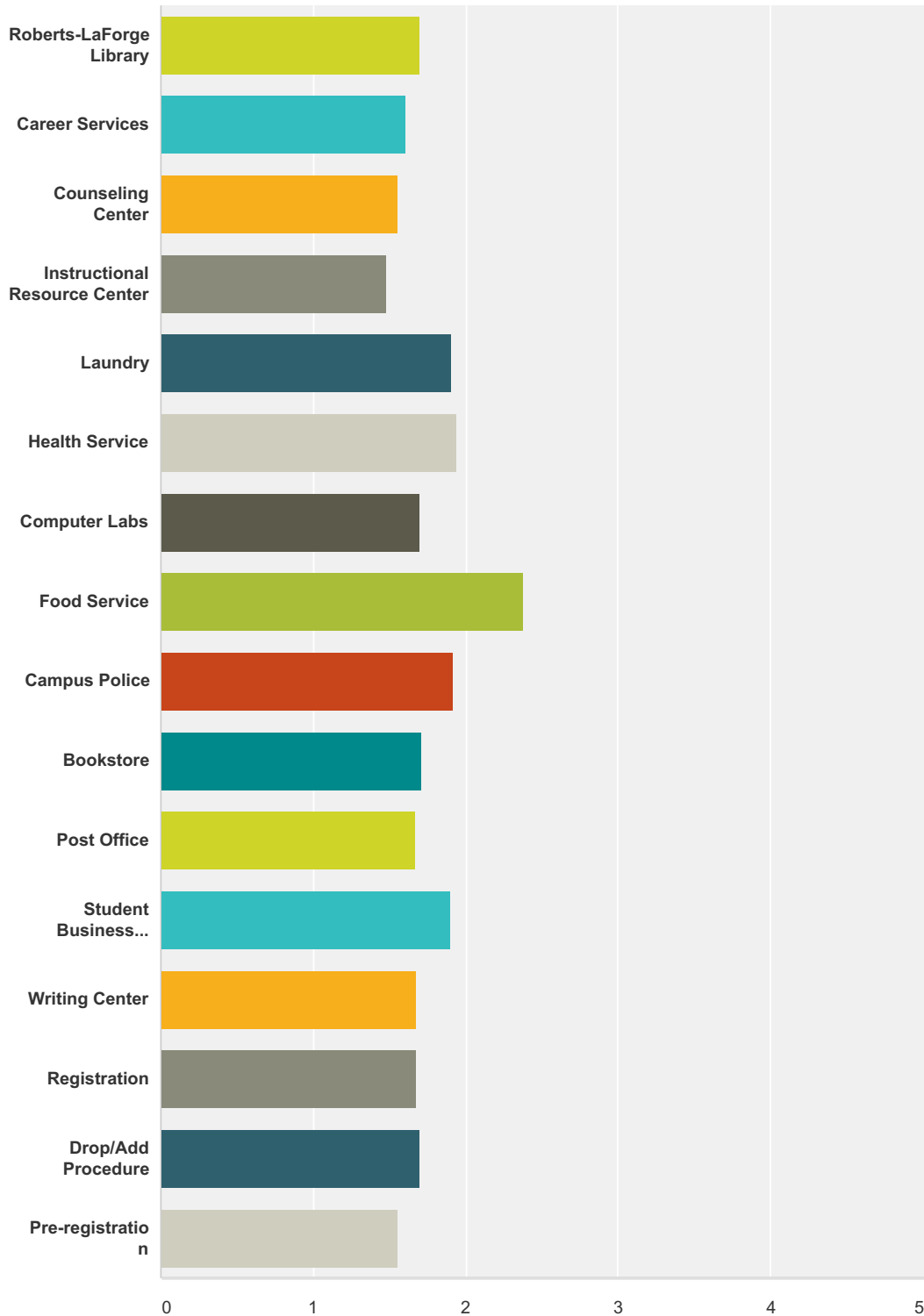
Answered: 41 Skipped: 37



Answer Choices	Responses
Master's degree	58.54% 24
Specialist's degree (e.g. Ed.S.)	7.32% 3
Professional degree (e.g. medicine, law, theology)	7.32% 3
Doctoral degree (e.g. Ph.D., Ed.D, D.B.A.)	26.83% 11
<b>Total</b>	<b>41</b>

**Q17 Here we would like to ask you a few questions about general University programs and services. Please indicate the quality of the service you received.**

Answered: 72 Skipped: 6

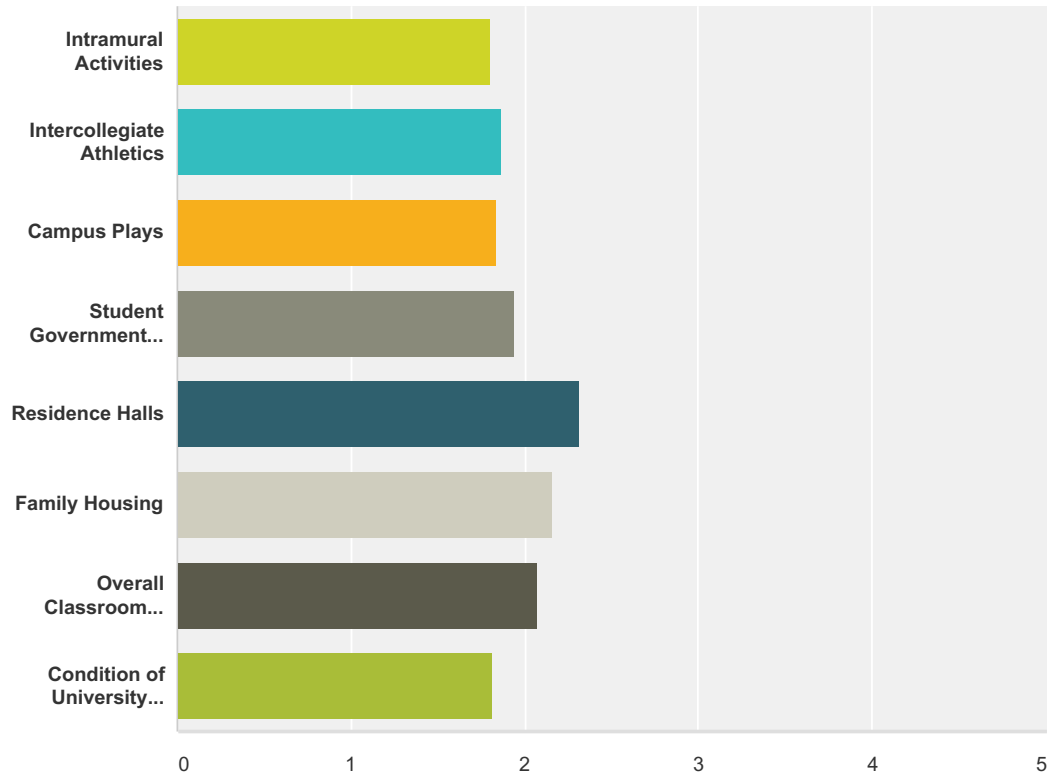


## Graduation Survey & Advisement/Major Survey Spring 2013

	Excellent	Good	Fair	Poor	N/A/Didn't Use	Total	Average Rating
Roberts-LaForge Library	43.66% 31	36.62% 26	9.86% 7	2.82% 2	7.04% 5	71	1.70
Career Services	33.33% 24	15.28% 11	5.56% 4	2.78% 2	43.06% 31	72	1.61
Counseling Center	23.61% 17	16.67% 12	4.17% 3	0.00% 0	55.56% 40	72	1.56
Instructional Resource Center	23.61% 17	13.89% 10	2.78% 2	0.00% 0	59.72% 43	72	1.48
Laundry	11.11% 8	13.89% 10	2.78% 2	2.78% 2	69.44% 50	72	1.91
Health Service	15.49% 11	22.54% 16	12.68% 9	0.00% 0	49.30% 35	71	1.94
Computer Labs	33.33% 24	29.17% 21	11.11% 8	0.00% 0	26.39% 19	72	1.70
Food Service	16.67% 12	20.83% 15	27.78% 20	8.33% 6	26.39% 19	72	2.38
Campus Police	23.61% 17	30.56% 22	9.72% 7	4.17% 3	31.94% 23	72	1.92
Bookstore	44.44% 32	30.56% 22	12.50% 9	2.78% 2	9.72% 7	72	1.71
Post Office	28.57% 20	22.86% 16	8.57% 6	0.00% 0	40.00% 28	70	1.67
Student Business Services	31.94% 23	43.06% 31	13.89% 10	4.17% 3	6.94% 5	72	1.90
Writing Center	13.89% 10	18.06% 13	2.78% 2	0.00% 0	65.28% 47	72	1.68
Registration	43.06% 31	40.28% 29	9.72% 7	1.39% 1	5.56% 4	72	1.68
Drop/Add Procedure	33.33% 24	34.72% 25	9.72% 7	0.00% 0	22.22% 16	72	1.70
Pre-registration	50.00% 36	36.11% 26	8.33% 6	0.00% 0	5.56% 4	72	1.56

**Q18 Please indicate your level of satisfaction with the following University activities and environmental conditions which you have directly experienced.**

Answered: 72 Skipped: 6

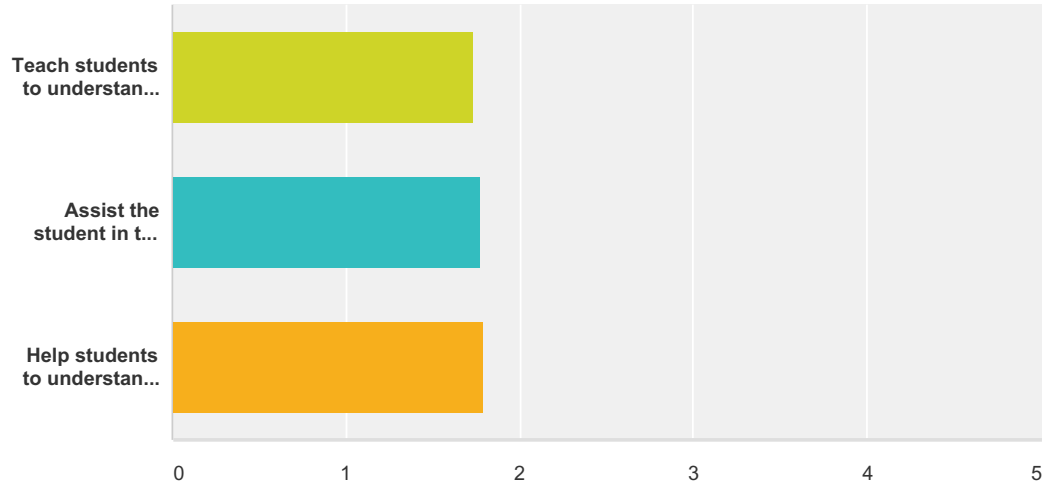


	Very Satisfied	Satisfied	Neutral	Dissatisfied	Very Dissatisfied	N/A/Did Not Use	Total	Average Rating
Intramural Activities	15.28% 11	22.22% 16	6.94% 5	0.00% 0	0.00% 0	55.56% 40	72	1.81
Intercollegiate Athletics	16.67% 12	16.67% 12	8.33% 6	1.39% 1	0.00% 0	56.94% 41	72	1.87
Campus Plays	26.39% 19	22.22% 16	8.33% 6	0.00% 0	2.78% 2	40.28% 29	72	1.84
Student Government Association	15.28% 11	22.22% 16	12.50% 9	0.00% 0	0.00% 0	50.00% 36	72	1.94
Residence Halls	8.45% 6	25.35% 18	14.08% 10	5.63% 4	0.00% 0	46.48% 33	71	2.32
Family Housing	9.86% 7	7.04% 5	7.04% 5	1.41% 1	1.41% 1	73.24% 52	71	2.16
Overall Classroom Conditions	22.54% 16	39.44% 28	16.90% 12	4.23% 3	1.41% 1	15.49% 11	71	2.08
Condition of University Grounds	36.11% 26	38.89% 28	13.89% 10	2.78% 2	0.00% 0	8.33% 6	72	1.82



**Q19 For the following aims of general education, please rate how you believe Delta State meets these aims.**

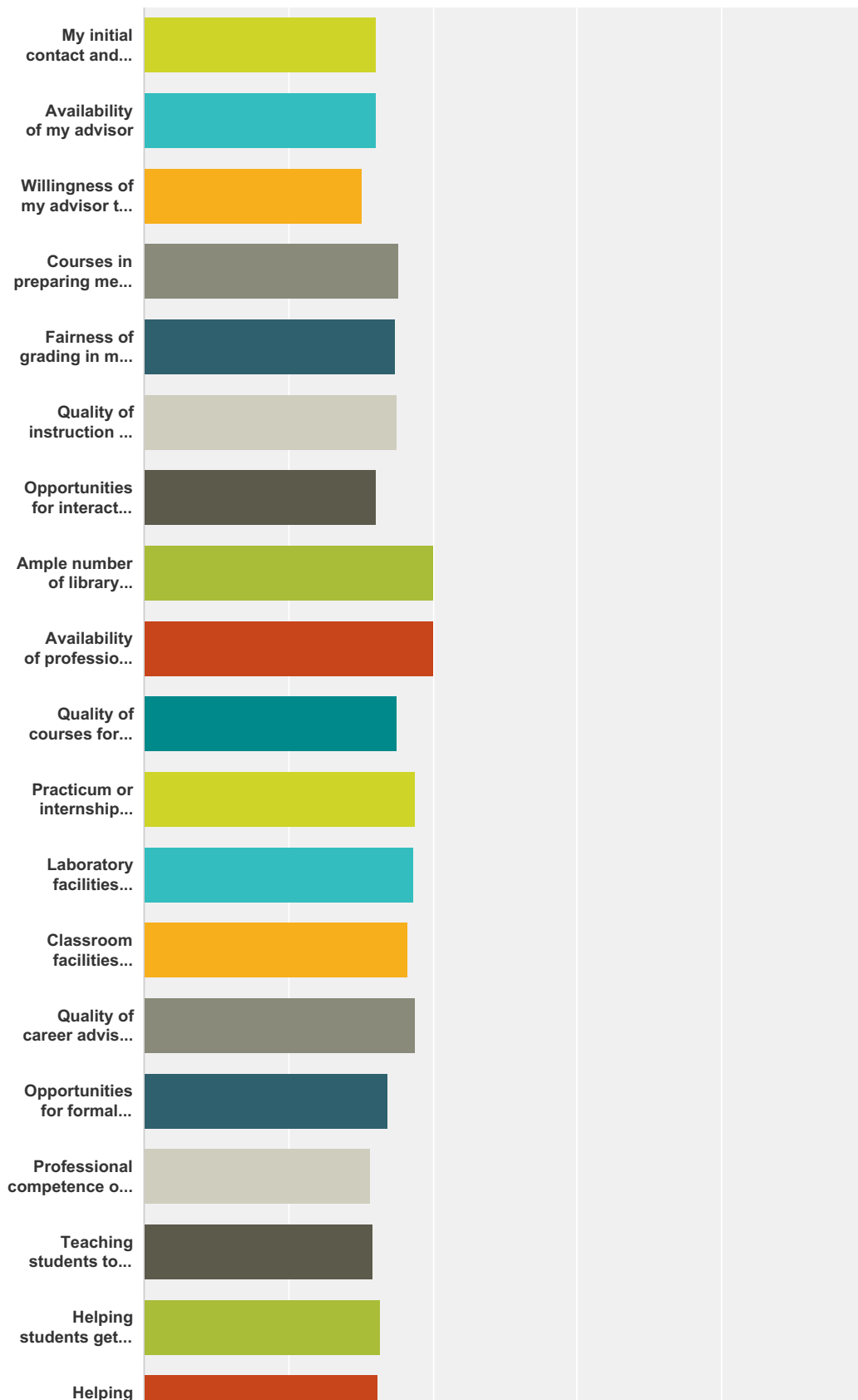
Answered: 70 Skipped: 8



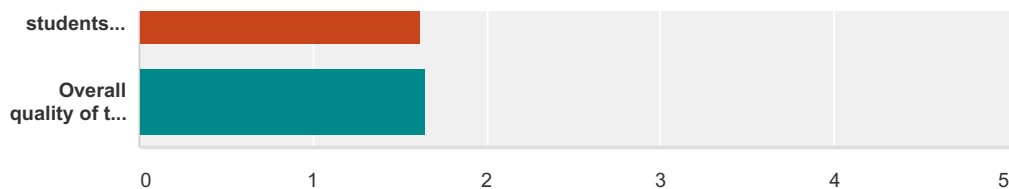
	Excellent	Good	Fair	Poor	N/A	Total	Average Rating
Teach students to understand and appreciate the arts.	35.71% 25	44.29% 31	5.71% 4	2.86% 2	11.43% 8	70	1.73
Assist the student in the capacity to anticipate, handle, or bring about change.	38.57% 27	41.43% 29	8.57% 6	4.29% 3	7.14% 5	70	1.77
Help students to understand themselves, their society, and the contemporary world.	39.13% 27	40.58% 28	11.59% 8	4.35% 3	4.35% 3	69	1.80

**Q20 Rate the quality of each of the following:**

Answered: 70 Skipped: 8



## Graduation Survey & Advisement/Major Survey Spring 2013



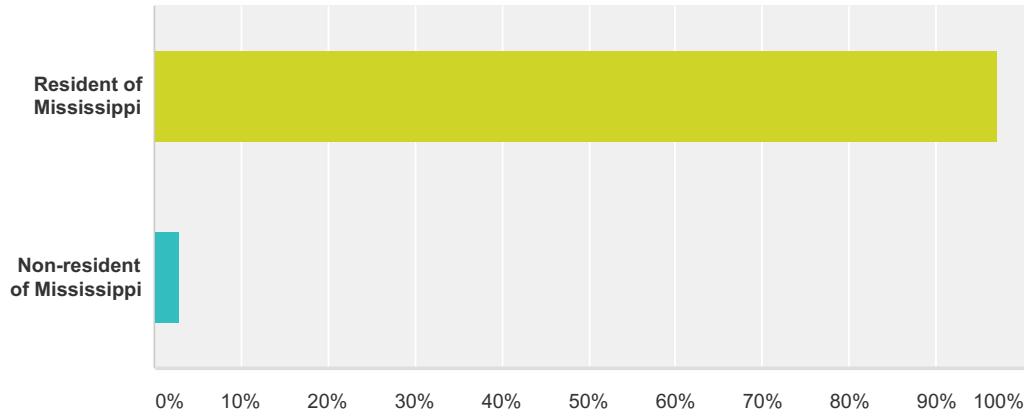
	Excellent	Good	Fair	Poor	N/A	Total	Average Rating
My initial contact and first impression of the department	48.57% 34	44.29% 31	4.29% 3	2.86% 2	0.00% 0	70	1.61
Availability of my advisor	57.14% 40	30.00% 21	7.14% 5	5.71% 4	0.00% 0	70	1.61
Willingness of my advisor to help me	64.29% 45	24.29% 17	7.14% 5	4.29% 3	0.00% 0	70	1.51
Courses in preparing me for employment and/or graduate school	45.71% 32	38.57% 27	10.00% 7	5.71% 4	0.00% 0	70	1.76
Fairness of grading in my courses	41.18% 28	48.53% 33	5.88% 4	4.41% 3	0.00% 0	68	1.74
Quality of instruction in my major	49.28% 34	31.88% 22	13.04% 9	5.80% 4	0.00% 0	69	1.75
Opportunities for interaction with faculty in my major	61.43% 43	21.43% 15	11.43% 8	5.71% 4	0.00% 0	70	1.61
Ample number of library holdings in my major	30.00% 21	28.57% 20	10.00% 7	10.00% 7	21.43% 15	70	2.00
Availability of professional activities or clubs in my major	32.86% 23	30.00% 21	10.00% 7	11.43% 8	15.71% 11	70	2.00
Quality of courses for providing a good general education	39.13% 27	42.03% 29	4.35% 3	5.80% 4	8.70% 6	69	1.75
Practicum or internship experiences in my major	37.68% 26	30.43% 21	7.25% 5	10.14% 7	14.49% 10	69	1.88
Laboratory facilities related to my major	28.57% 20	24.29% 17	8.57% 6	5.71% 4	32.86% 23	70	1.87
Classroom facilities related to the major	35.71% 25	32.86% 23	12.86% 9	4.29% 3	14.29% 10	70	1.83
Quality of career advising in the major	37.14% 26	30.00% 21	10.00% 7	8.57% 6	14.29% 10	70	1.88
Opportunities for formal student evaluation of instruction in my major	42.86% 30	40.00% 28	2.86% 2	5.71% 4	8.57% 6	70	1.69
Professional competence of departmental faculty in my major	55.71% 39	30.00% 21	8.57% 6	2.86% 2	2.86% 2	70	1.57
Teaching students to think critically, to solve problems, and to develop patterns of thought	57.14% 40	30.00% 21	5.71% 4	5.71% 4	1.43% 1	70	1.59
Helping students get along with people of different races and ethnic groups	50.00% 35	32.86% 23	10.00% 7	2.86% 2	4.29% 3	70	1.64
Helping students develop an appreciation of different cultures	48.57% 34	34.29% 24	7.14% 5	2.86% 2	7.14% 5	70	1.62

## Graduation Survey & Advisement/Major Survey Spring 2013

Overall quality of this department	<b>50.72%</b> 35	<b>39.13%</b> 27	<b>4.35%</b> 3	<b>5.80%</b> 4	<b>0.00%</b> 0	69	1.65
------------------------------------	---------------------	---------------------	-------------------	-------------------	-------------------	----	------

**Q21 Residency at the time of admission:**

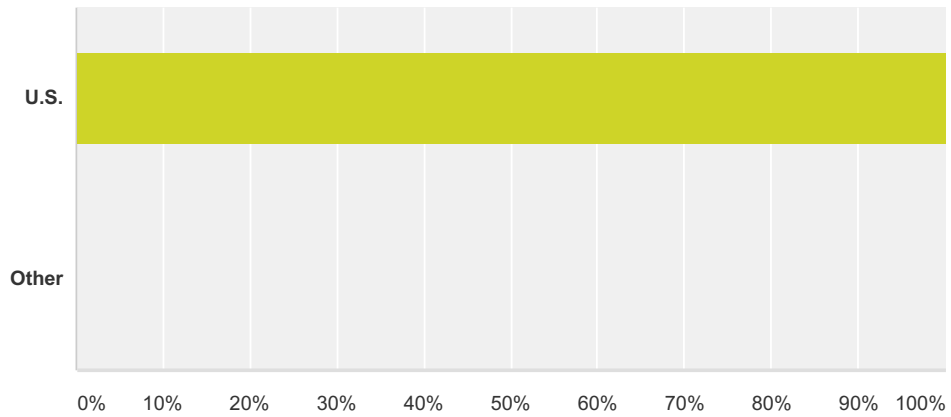
Answered: 70 Skipped: 8



Answer Choices	Responses	
Resident of Mississippi	<b>97.14%</b>	68
Non-resident of Mississippi	<b>2.86%</b>	2
<b>Total</b>		<b>70</b>

### Q22 Citizenship:

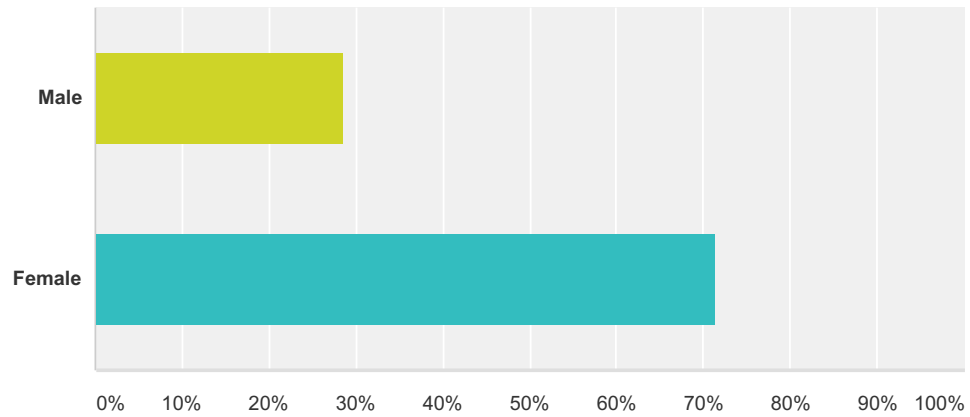
Answered: 70 Skipped: 8



Answer Choices	Responses	
U.S.	100.00%	70
Other	0.00%	0
<b>Total</b>		<b>70</b>

### Q23 Gender:

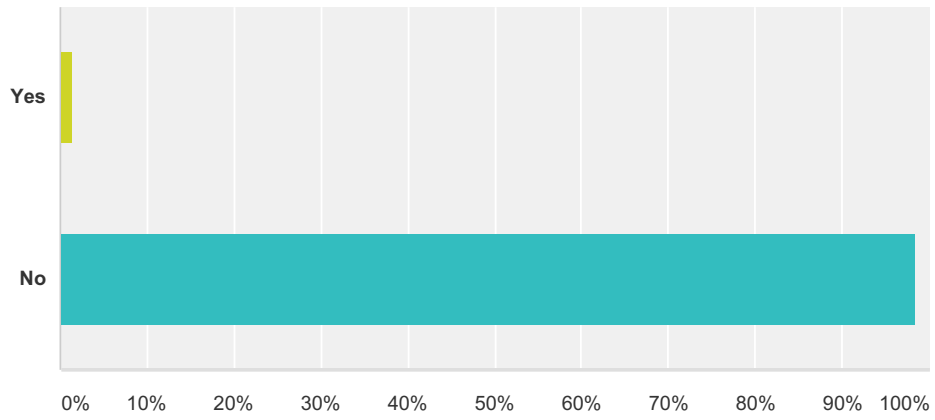
Answered: 70 Skipped: 8



Answer Choices	Responses	
Male	28.57%	20
Female	71.43%	50
<b>Total</b>		<b>70</b>

### Q24 Do you consider yourself to be Hispanic/Latino?

Answered: 66 Skipped: 12

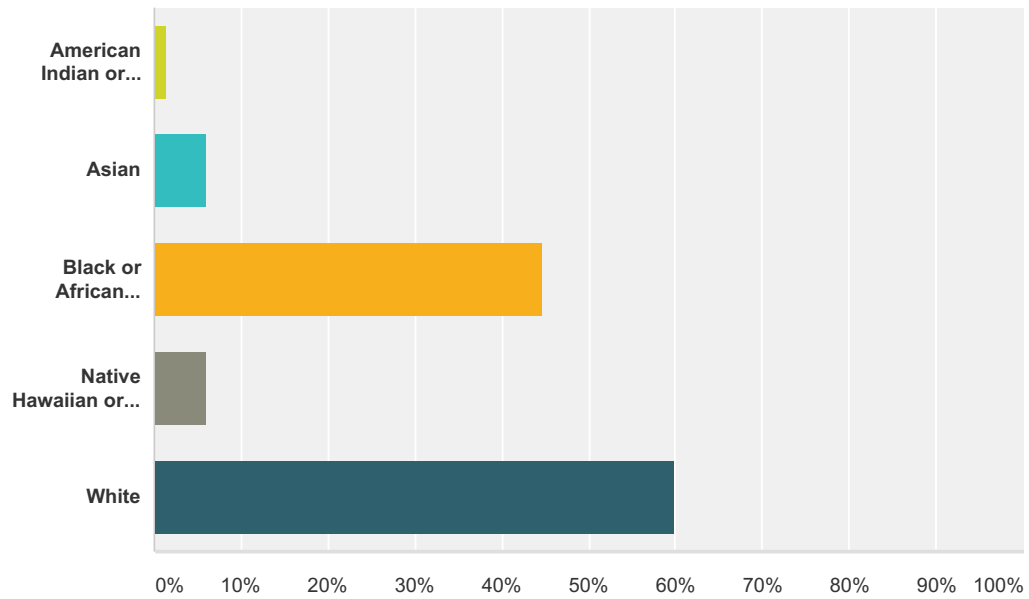


Answer Choices	Responses
Yes	1.52% 1
No	98.48% 65
<b>Total</b>	<b>66</b>



**Q25 Select all that apply.:**

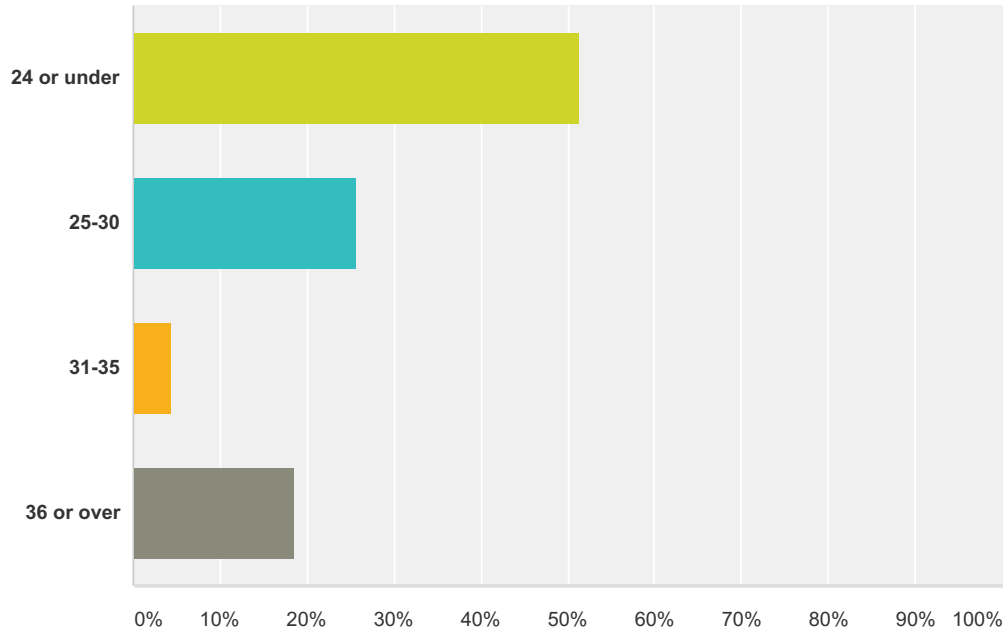
Answered: 65 Skipped: 13



Answer Choices	Responses
American Indian or Alaska Native	1.54% 1
Asian	6.15% 4
Black or African American	44.62% 29
Native Hawaiian or Pacific Islander	6.15% 4
White	60.00% 39
<b>Total Respondents: 65</b>	

**Q26 Age:**

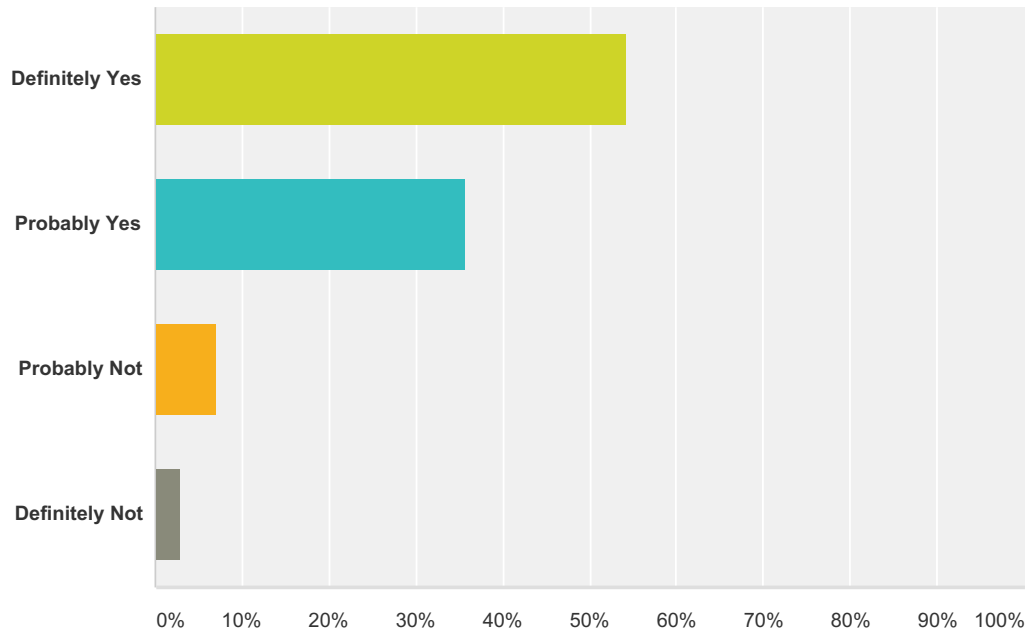
Answered: 70 Skipped: 8



Answer Choices	Responses	
24 or under	51.43%	36
25-30	25.71%	18
31-35	4.29%	3
36 or over	18.57%	13
<b>Total</b>		<b>70</b>

### Q27 If you could start college again, would you enroll at DSU?

Answered: 70 Skipped: 8



Answer Choices	Responses	
Definitely Yes	54.29%	38
Probably Yes	35.71%	25
Probably Not	7.14%	5
Definitely Not	2.86%	2
<b>Total</b>		<b>70</b>

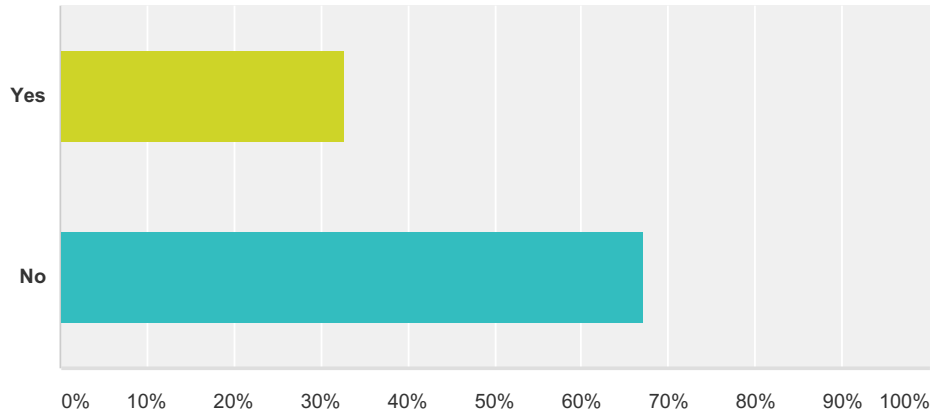
**Q28 Please provide the following information:**

Answered: 64 Skipped: 14

Answer Choices	Responses	
Mailing address following graduation	95.31%	61
Cell phone	87.50%	56
Permanent email address	95.31%	61
Student's Institutional ID (900 #)	100.00%	64
Occupation	64.06%	41
Employer	51.56%	33
Employer's address	42.19%	27
Employer's phone	39.06%	25

### Q29 Do you have any children?

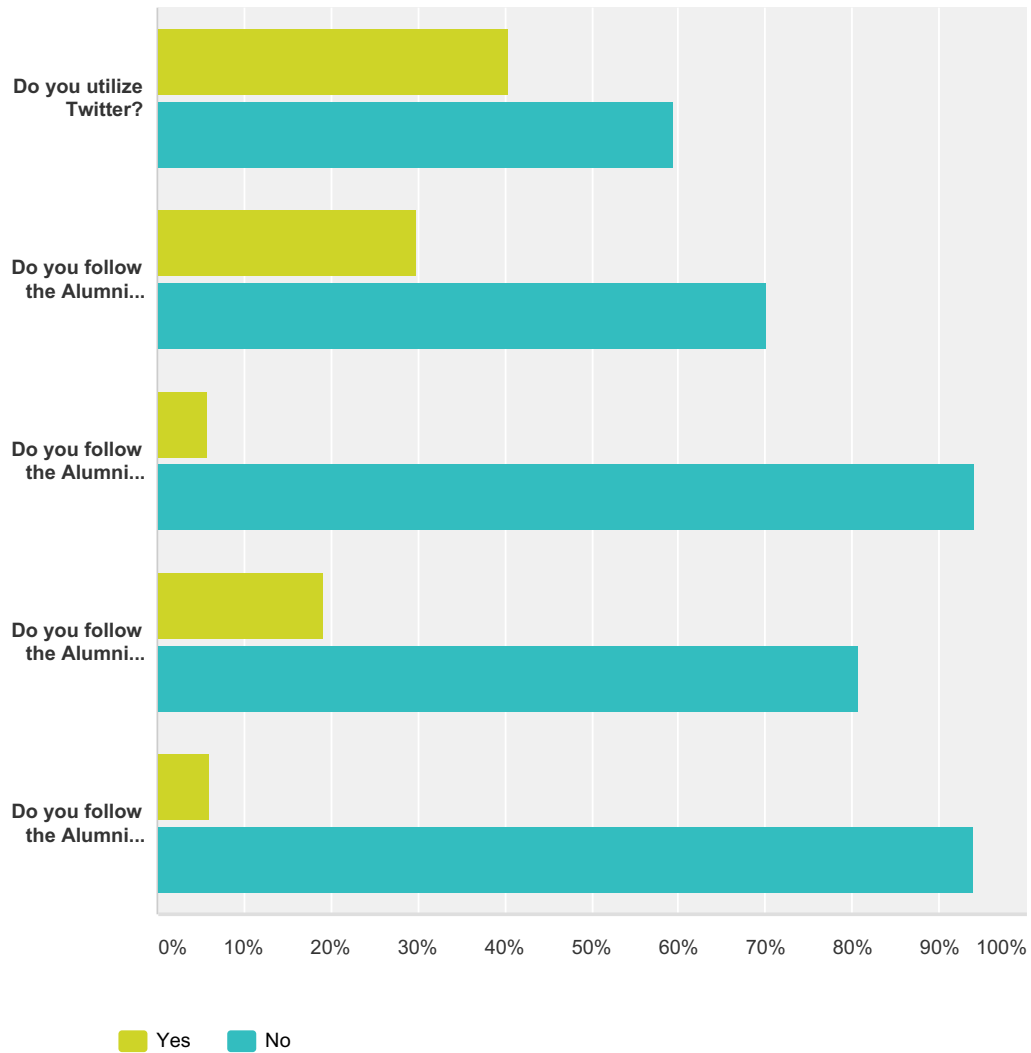
Answered: 67 Skipped: 11



Answer Choices	Responses	
Yes	32.84%	22
No	67.16%	45
<b>Total</b>		<b>67</b>

**Q30 Please select the correct answer.**

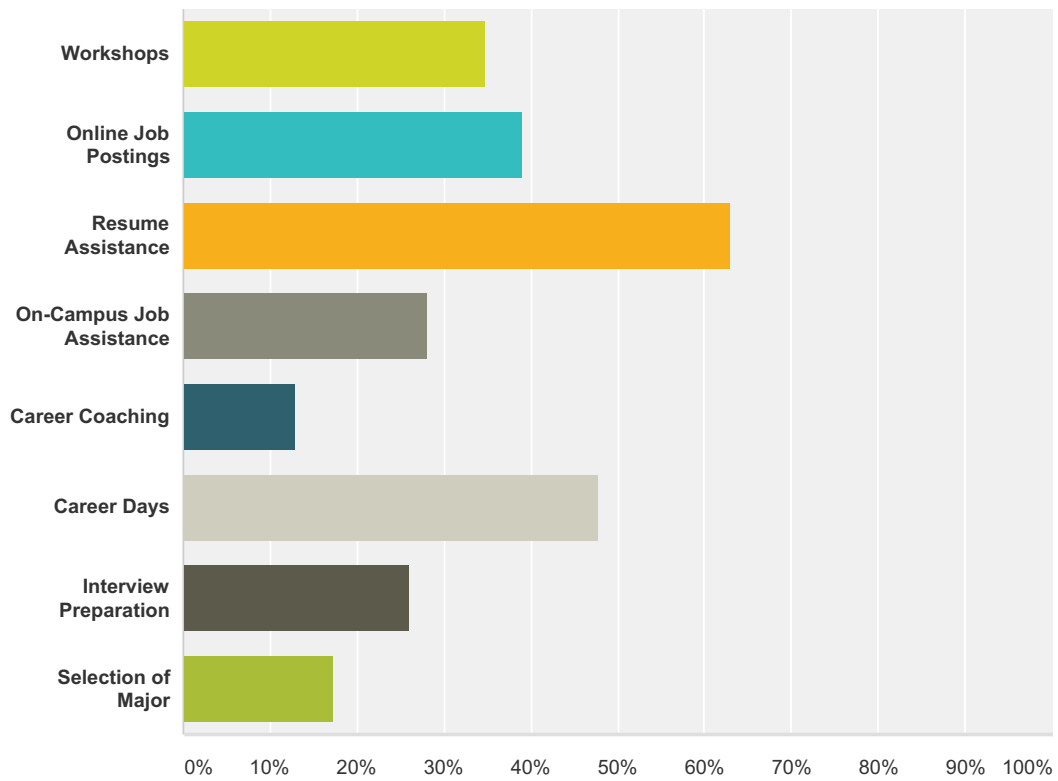
Answered: 69 Skipped: 9



	Yes	No	Total
Do you utilize Twitter?	40.58% 28	59.42% 41	69
Do you follow the Alumni Association's Facebook page (Statesmen Graduates)?	29.85% 20	70.15% 47	67
Do you follow the Alumni Association on Tumblr (www.dsualumni.tumblr.com)?	5.88% 4	94.12% 64	68
Do you follow the Alumni Association on Twitter (@DSU_Alumni)?	19.12% 13	80.88% 55	68
Do you follow the Alumni Association on LinkedIn (DSUalumni)?	5.97% 4	94.03% 63	67

**Q31 Please select the following Career Services you have utilized:**

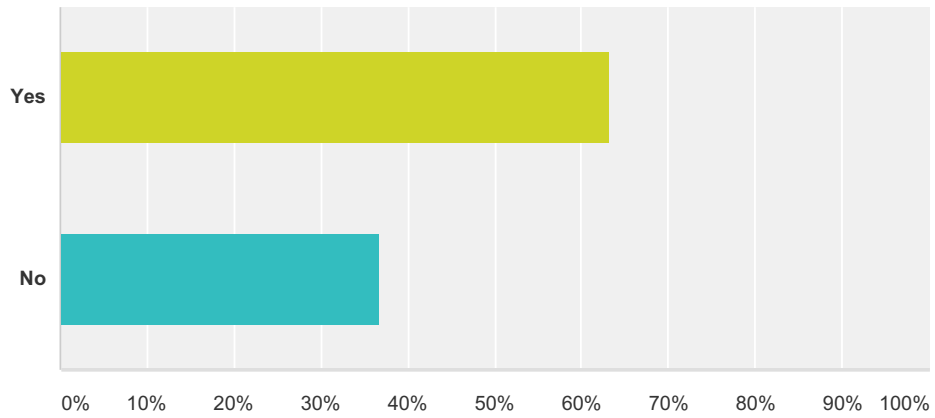
Answered: 46 Skipped: 32



Answer Choices	Responses
Workshops	34.78% 16
Online Job Postings	39.13% 18
Resume Assistance	63.04% 29
On-Campus Job Assistance	28.26% 13
Career Coaching	13.04% 6
Career Days	47.83% 22
Interview Preparation	26.09% 12
Selection of Major	17.39% 8
<b>Total Respondents: 46</b>	

**Q32 Do you feel Career Services is/was helpful in obtaining a job?**

Answered: 60 Skipped: 18

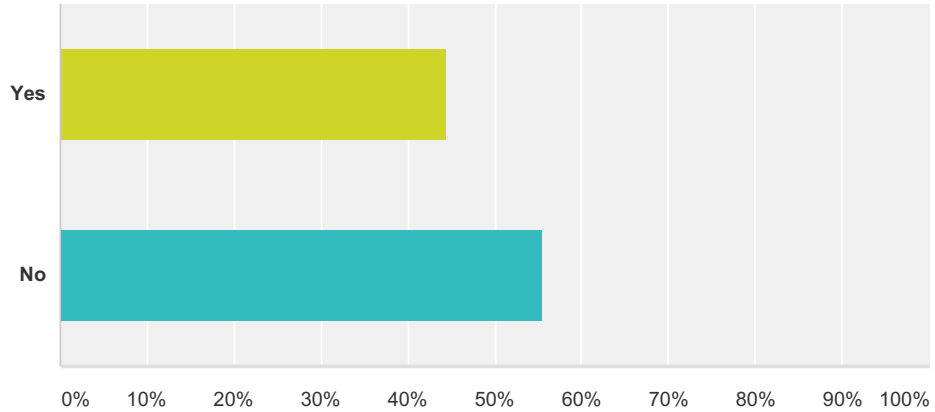


Answer Choices	Responses	
Yes	63.33%	38
No	36.67%	22
<b>Total</b>		<b>60</b>



**Q33 Would you like for Career Services at DSU to assist you in finding a job/career?  
(Please note you must provide the requested contact information in question #28 or #35 in order to receive assistance.)**

Answered: 63 Skipped: 15



Answer Choices	Responses	
Yes	44.44%	28
No	55.56%	35
<b>Total</b>		<b>63</b>

**Q34 Please let us know how the Career Services' office can help alumni and current DSU students:**

Answered: 13 Skipped: 65

**Q35 If you would like to be entered into a drawing for a chance to receive one of two \$25.00 gift cards from Barnes & Noble complete this survey by Monday, May 6 at noon. Please provide a current email and phone number in the contact box below. Your personal information WILL NOT be associated with your survey responses.**

Answered: 39 Skipped: 39